

Spring Quarter: March • April • May 2025

PRIMARY

SUNDAY SCHOOL QUARTERLY



Spring Quarter: March • April • May 2025

PRIMARY

SUNDAY SCHOOL QUARTERLY Vol. 62 • No. 2

CONTENTS

	Letter to the Parents	2
Lesson 1	A Treasured Relationship	3
Lesson 2	Carrying Good Things with Us	7
Lesson 3	Ceremony for a Special Assignment.....	11
Lesson 4	A Sacred Offering	15
Lesson 5	Saying "I'm Sorry"	19
Lesson 6	One Sacrifice for All.....	23
Lesson 7	A Love like No Other	27
Lesson 8	Victory over Death.....	31
Lesson 9	Worthy Is the Lamb	35
Lesson 10	The Worth of a Gift Is Measured by Sacrifice.....	39
Lesson 11	A Royal Home.....	43
Lesson 12	Showing Due Honor	47
Lesson 13	Let's Do It Again	51
	Extra Activities	55

PRIMARY Sunday School Quarterly (USPS 444-280), Vol. 62, No. 2, March, April, May 2025, is published quarterly for \$21.56 per year by AMEC Sunday School Union, 900 13th Avenue South, Nashville, TN 37212. Periodicals Postage Paid at Nashville, Tennessee.

POSTMASTER: Send address changes to PRIMARY Sunday School Quarterly, 900 13th Avenue South, Nashville, TN 37212.

Scripture taken from the HOLY BIBLE, NEW INTERNATIONAL VERSION®. Copyright © 1973, 1978, 1984, 2011 by Biblica, Inc.®. Used by permission. All rights reserved worldwide.

Primary Sunday School Quarterly, Volume 62, No. 2, March, April, May 2025—Lessons based on the International Sunday School Lessons, The International Bible Lessons for Christian Teaching. Copyright © 2021 by the Division of Christian Education, National Council of Churches of Christ in the USA.

All rights reserved. Used by permission. © 2024 SSPB.

For permission to reproduce any material in this publication, call (615) 256-5882 or write the Rights and Permissions Department, the AMEC Sunday School Union, 900 13th Avenue South, Nashville, TN 37212.

Entered as Periodicals Postage Paid Matter, March 20, 1942, at the Post Office at Nashville, Tennessee, under the Act of March 3, 1879.

Rev. Roderick D. Belin, President and Publisher
Rev. Garland F. Pierce, Executive Director, Department of Christian Education
Tiffany N. Gregory, Chief of Operations

For the Parents

Dear Parents,

I feel blessed to have the opportunity to work with your child this quarter. My prayer is that your child's learning will result in their having a closer relationship with God.

Unit I, "Giving to God," has five lessons from the books of Exodus and Leviticus that describe the system of sacrifices and offerings. Lesson 1 recalls that the covenant people are a kingdom of priests and a holy nation. Lesson 2 explores the instructions for the tabernacle. Lesson 3 describes the ordination of the priests. Lesson 4 provides rules for giving burnt offerings. Lesson 5 recounts the establishment of the Day of Atonement.

Unit II, "Jesus Gave His Life"—focusing on the books of Hebrews, 1 John, Matthew, and Revelation—explores the significance of Jesus' perfect sacrifice. Lesson 6 contrasts the annual sacrifices of the Old Covenant system with Jesus' once-for-all sacrifice, while lesson 7 explains God's demonstrated love. Lesson 8 examines the details of Christ's death and resurrection. In the events of lesson 9, the curtain opens on the throne room of heaven and the Lamb of God.

Unit III, "The Gifts for God's House," explores the relationship between the sanctuary and offerings (from the books of 1 Chronicles, 2 Chronicles, Ezra, and Nehemiah). Lesson 10 relates the sacrifice that David made in presenting an offering to God. In lesson 11, Solomon's temple dedication is explored. Lesson 12 examines the laying of the new Temple foundation. Lesson 13 concludes the quarter with the people's pledge to observe God's laws.

You can have a discussion with your child about giving his or her life to God with help from the *ABCs of Salvation*, listed below.

- A. Say, "Admit you have sinned (see Psalm 32:5), or done wrong." Go through just a few of the Ten Commandments—stealing or lying and so forth. Tell how our sins separate us from God (see Isaiah 59:2 and Romans 3:23).
- B. Say, "Believe Jesus is God's Son. He took the punishment for our sins by dying on the cross (see Romans 5:8). We must believe that Jesus is God's Son and that God raised Him from the dead."
- C. Say, "Call on God to forgive you (see Acts 2:21). When we are sorry for our sins and want to stop doing wrong, we can ask God to forgive us (see Acts 16:31)."

Thank you for the opportunity to help shape your child's spiritual life.

Your Child's Teacher



March 2, 2025

LESSON

1




A Treasured Relationship

After the Israelite people left Egypt, they camped in the desert in front of the mountain. Moses received a message from God to remind the people of what God had done for them. God cared for the Israelite people and returned them to Him. God wanted a treasured relationship with them. The Israelites would be His kingdom of priests. They would be a special and holy nation. But they must obey God's *covenant* (agreement).

Moses gave God's message to the elders. The people agreed to do everything that God commanded.

God replied to Moses, "I will come in a cloud. The people will hear Me speak to you. And they will trust you."

Then, God gave Moses more instructions. Moses must bless the people. They must wash their clothes and be ready on the third day. On that day, God promised to come down before the people. The people must not come near or touch the mountain. If they did, they would be severely punished. When the people heard the long horn blast, they could come to the mountain. It was through these instructions and actions that God was beginning a treasured relationship with the Israelites.



Lesson Scripture:
Exodus 19:1-14

Key Verses

[The Lord said to Moses,] "Although the whole earth is mine, you will be for me a kingdom of priests and a holy nation." (Exodus 19:5b-6a)





Grandpa's Treasure

It was early, and Landon could hear Uncle Wayne moving upstairs in the attic. Curious, Landon got up to see what his uncle was doing.

"Uncle Wayne, what are you looking for?" Landon yelled from the stairs that led up to the dark attic.

"Landon, come on up!" Uncle Wayne yelled.

As Landon got up in the attic, he saw that Uncle Wayne had pulled a lot of things out of a trunk and was smiling.

"What's all of this stuff, Unc?" Landon said, looking at a huge trunk.

"Landon, come over and sit down. I want to show you what is in Grandpa's treasure chest. Grandpa saved all this stuff for you because it was special, and you are special. You're big enough to have these items now," Uncle Wayne said.

"This is some cool stuff," Landon replied.

"Here is his fishing rod and his tackle box. Here is Grandpa's hat. These were Grandpa's treasures. He loved you and treasured you as his grandson," Uncle Wayne responded.

Exploring the Story in Ruby's Lab

I treasure God
and others.


Hello, all! Ruby here. Let me tell you about a treasure that we have. It is our relationship with God and others. With our relationships come much responsibility. We must make sure that we treasure our relationships with God, family, and friends. In today's Bible story, Moses learned that God treasured His relationship with His people.

When you treasure someone, they are important to you. Make a list of how you share the responsibility of caring for your relationships. Let's discuss it next week.


Picture the Story

Read the statements below. In the box below each sentence, draw a picture to complete the part of the Bible story that is described.

1. In the desert, the Israelites camped in front of the mountain.



2. "Although the whole earth is mine, you will be for me a kingdom of priests and a holy nation."



Word Scrambler

Unscramble the scrambled-up words from today's lesson below. You may use the Word Bank to help you. (The first letter of each word is capitalized.) Write the unscrambled words on the lines provided.

WORD BANK

Israelites
Kingdom
Moses
Mountain
Nation
Priests
Spoke

1. **riePsts** _____
2. **oMunaint** _____
3. **kpeSo** _____
4. **indgKom** _____
5. **eossM** _____
6. **taiNon** _____
7. **asrelitesl** _____



March 9, 2025

LESSON


2



Carrying Good Things with Us

God desired to be with the Israelite people as they traveled. So, God told Moses to build Him a moveable sanctuary in a tent. This sacred tent was called a tabernacle. The people would carry good things in it. God instructed Moses to accept offerings from anyone who wanted to give. The offerings must be gold, silver, and bronze; blue, purple, and scarlet (red) yarn; fine linen; goat hair; ram skins for leather; acacia wood; olive oil; spices; onyx and other stones.

God instructed that the top of the tabernacle be made from ten curtains. The curtains must be made of blue, purple, and scarlet yarn and embroidered with *cherubim* (winged creatures). Then, on the inside of the tabernacle, they must hang another curtain to separate the Holy Place from the Most Holy Place. This inner curtain must be embroidered with cherubim, using blue, purple, and scarlet yarn. The Ark of the Covenant must be placed behind this curtain. And a bread table and lampstand placed outside of the curtain. Another curtain in the same colors must be placed at the entrance of the tabernacle.



Lesson Scriptures:
Exodus 25:1-9; 26:1, 31-37

Key Verse

[The Lord said to Moses,]
"Have them make a sanctuary for me, and I will dwell among them."
(Exodus 25:8)



Make Sure It Can Travel



Dion and Korrie were packing to go on a mission trip with Mom and Dad. Mom said that they could only pack what they needed; there would be no room for extra stuff. Dion was finished packing when Mom came upstairs.

"Korrie and Dion, are you packed yet?" Mom asked.

"I am, but Korrie is having a hard time," Dion replied.

"Korrie, what is the problem? I helped you all pack the clothes you needed. You only need to pack your backpack," Mom replied.

"Mom, I don't know what to take. You told us we could only take what we needed. But I have some good stuff that I want to take," Korrie responded.

"So if you can't take everything, what is the one thing you have that can be transported easily and reminds you of God?" Mom asked.

"Now, that is a hard one," Korrie said, looking around the room.

"I think if I had to choose one thing, it would be the prayer hands that Gran gave me. They always remind me of who God is."

Exploring the Story in Ruby's Lab



Hello! It's your friend Ruby! Let me tell you this: When I travel, I always take something that reminds me of my special place—my lab. God desired to travel with the people of Israel. He gave specific instructions on how to make a holy tent that would travel with them. Like Korrie taking his special prayer hands, they could take the sacred tent everywhere they went. They could take a good thing with them. What is something that reminds you of God that you take with you? Let's discuss.



Retell the Bible Story

What would you say if someone asked you to review today's Bible story? Reread today's Bible story. Then, write four sentences about something you read in the lesson.

1. _____

2. _____

3. _____


4. _____




What Is Different?

Below are two versions of the picture from today's Bible story; there are some differences between them. Circle what is different in the second picture.

Picture 1



Picture 2



March 16, 2025

LESSON

3




Ceremony for a Special Assignment

God gave Moses instructions for ordaining Aaron and his sons as priests. Moses must choose a perfect young bull and two rams. Then, he must make three batches of dough without yeast from the finest wheat flour. From the dough, he must make large and small loaves with olive oil. He must make thin wafers from the remaining dough and brush them with oil. The bread must be placed in a basket and brought with the animals for sacrifice.

Next, Aaron and his sons must be washed with water at the entrance of the tabernacle. Then, Aaron must be dressed in a tunic, robe, *ephod* (sacred vest), breastplate, and sash. He must also wear a turban and be anointed with oil by having it poured on his head. After that, his sons must be dressed in tunics, caps, and sashes.

Moses repeated this ceremony for seven days. Each day, he offered a bull as a sacrifice for sin and placed olive oil on the altar. This made the altar *holy* (sacred and pure), and anyone who touched it became holy.



Lesson Scripture:
Exodus 29:1-9, 35-37

Key Verse

[The Lord said to Moses,]
"This is what you are to do to consecrate them, so they may serve me as priests."
(Exodus 29:1a)



Celebrating a New Assignment



Norrie was excited about all the activities happening because her dad was being installed as the new pastor. Hearing her dad in his office, she went in.

"Dad, are you excited? I'm excited for you!" Norrie said.

"I think you are more excited than I am," Dad said with a laugh.

"We will be celebrating you as our new pastor! You get a new robe, an office, and all this special stuff to celebrate you," Norrie replied.

"I may be getting that stuff, but all these things are because I am in a new role. I have a new assignment," Dad added.

"Is it the same as your job before we moved here?" Norrie added.

"It's more than a job. I have been assigned to lead, care for, teach, and preach to this community. It's a new and exciting time for me and them," Dad replied. "But we must remember that this assignment is very serious and special."

"Wow! You have a lot to do as a pastor. But we know you can do it!" Norrie added.

Exploring the Story in Ruby's Lab

I appreciate
my church
leaders.



Hello, all! Ruby here. Have you ever considered all of the roles that the people around you play each day? People play special roles in our church, community, and schools. Just like Aaron the priest and Dad, they are on special assignment. They have a special purpose. Each of them serves in different ways as they help others out. Can you name some of these people and the roles they play? Why are they important?

Write a paragraph about them and what they do. Let's discuss it next week.



Word Splash

Write three sentences using the words below from today's lesson. You can use more than one word in each sentence. Use as many of the words as you can. You may also use the same word twice.

Moses • robe • Aaron • consecrate
priests • sacrifice • Lord • tent

1. _____

2. _____

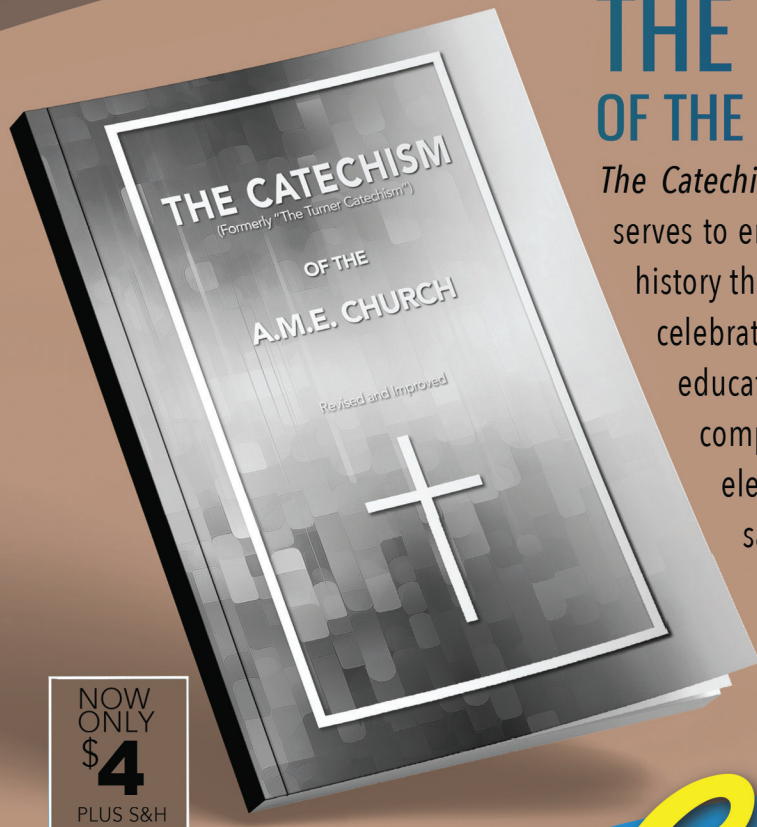
3. _____

True or False?

Read each sentence below and write **T** if the statement is true or **F** if the statement is *false* (not true). Next, use the lines below to rewrite any false statement to make them true.

- _____ 1. Take a young goat and two dogs without blemishes.
- _____ 2. Sacrifice a bull each day as a sin offering.
- _____ 3. Then bring Aaron and his daughters to the entrance of the tent and wash them with wine.
- _____ 4. Do for Moses and his sons everything I have commanded you.
- _____ 5. Pour oil on Aaron's head to anoint him.

WORSHIP ESSENTIALS



THE CATECHISM OF THE A.M.E. CHURCH

The Catechism of the A.M.E. Church is an invaluable resource that serves to enlighten both the young and old about the principles and history that form the backbone of their faith. The latest edition of our celebrated *Catechism* is a work that has been a bedrock of religious education in our community for generations. It offers a comprehensive and methodical exploration of the core elements of Christianity: the Apostles' Creed, the holy sacraments, the profound words of the Lord's Prayer, and the Ten Commandments. It presents a simple educational tool for those new to the faith and for the young embarking on their spiritual path. *Order Yours Today!*

amecpublishing.com

NOW ONLY
\$4
PLUS S&H

Color & Learn



BIBLICAL FOUNDATIONS™ FUNPACK

from Liberating Faith Studies©

Featuring twenty (20) colorful flashcards with stylized characters perfect for giving young learners an easy, relatable understanding of the impact, contributions, and story of each subject. This amazing set is accompanied by a Foundations Coloring Book sure to be a favorite in your children's relaxing fun times or family moments.

Featuring engaging subjects like baptism and the Trinity or notable figures like Jesus and Jarena Lee, Biblical Foundations™ Flash Cards and Foundations Coloring Book present dramatic opportunities to keep young children engaged and learning for hours.

NOW ONLY
\$5
PLUS S&H

ORDER NOW! (615) 256-5882
AMECPUBLISHING.COM